

While creating Organic we listened to the best architect — nature itself.

Organic, cubic form filled with organic shapes, takes its design straight from nature to provide a bit of relaxation in today's stressful world.

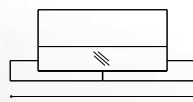
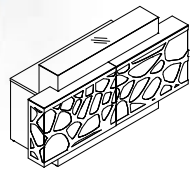
The irregular design of the reception desk stimulates the imagination. The spider web with reflecting sunlight, or perhaps cells of a living organism? The natural design is emphasised by backlighting system of fluorescent light. The final impression is completed by the glass top that gives the reception splendor and nobility.



ORGANIC



LOG136

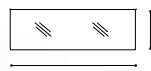
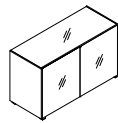


2000 mm / 78 7/8"

770 mm / 30 3/8"

67 - WHITE PASTEL

IM21S



1334 mm / 52 5/8"

432 mm / 17"

117 - WHITE GLASS
67 - WHITE PASTEL

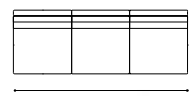
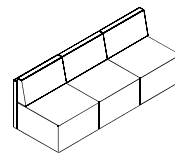
MM-PU



650 mm / 25 5/8"

CUZ12 - GREY

MM-PU x 3 + MM-ON x 3 + MM-PO x 3

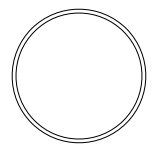


1950 mm / 76 3/4"

720 mm / 28 3/8"

CUZ2A - VIOLET
CUZ12 - GREY

SNL16



1440 mm / 56 3/4"

WHITE GLOSS



Soft design attracts attention.

The modular system allows you to create the reception desk corresponding to your own needs. The stylish design can decorate all the whole front of the counter or it can protrude on the left or right side. White makes the reception desk look fresh and gives plenty of options to arrange the place allowing individual ideas: white goes well with every other color.



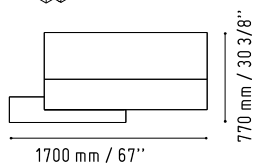
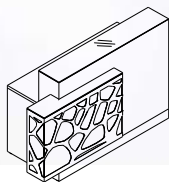
RGBW LED



ORGANIC

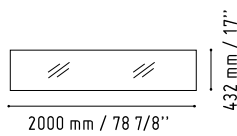
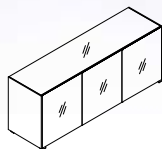


LOG12PG



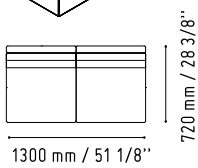
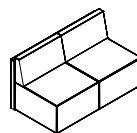
67 - WHITE PASTEL

IM20S



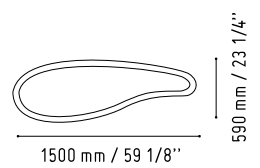
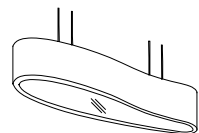
117 - WHITE GLASS
67 - WHITE PASTEL

MM-PU x 2 +
MM-ON x 2 +
MM-PO x 2



CUZ1L - GREEN
CUZ12 - GREY

SSL15

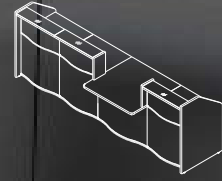


WHITE GLOSS



WAVE

LUV32



1019 mm / 40 1/8"

3936 mm / 155 1/8"



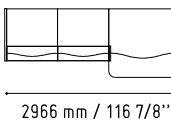
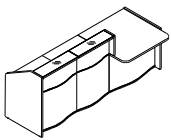
73 - HIGH GLOSS WHITE

67 - WHITE PASTEL





LUV30L



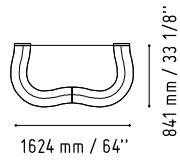
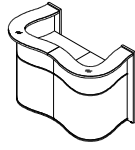
1019 mm / 40 1/8"

- 81 - HIGH GLOSS BURGUNDY
- 67 - WHITE PASTEL

The outstanding traits of the WAVE include its vibrant and live colors in an abundant variety of burgundy, white, green, orange. Individual spaces are colorfully defined since the Wave's ability to blend into any office space is unequivocal. A wide array of modular elements optimizes the flexibility of arrangements in all situations.



LUV22



1624 mm / 64"

841 mm / 33 1/8"

80 - HIGH GLOSS GREEN

67 - WHITE PASTEL



WAVE

LUV49L



858 mm / 33 7/8"

925 mm / 36 1/2"

73 - HIGH GLOSS WHITE

67 - WHITE PASTEL



mini WAVE

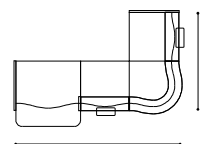
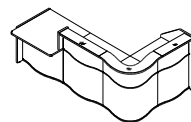


The wave reception was created with both enormous and compact office spaces in mind. This brilliant design synchronizes its functionality and esthetic properties.

WAVE



LUV40P + 2xLUV09



1792 mm / 70 5/8"

2780 mm / 109 1/2"

74 - HIGH GLOSS
ORANGE

67 - WHITE PASTEL